


ORR Survivors of Torture Program
Data Collection Update
Thursday July 11, 2019
2:30-4:00 PM ET



July 11, 2019



Tim Kelly, MSW, MA
Division of Refugee Health
The Office of Refugee Resettlement



ORR Data Points Webinar – July 11, 2019

Webinar Objectives

- Review annual data reporting requirements
- Highlight various uses of the data points
 - National, program, individual level (e.g., reports, program evaluation, research, client progress)
- Discuss how programs can use the data points



ORR Data Points Webinar – July 11, 2019

Webinar Agenda



- ORR data requirements and uses
- Monitor and evaluate programs
- Measure outcomes and client progress
- Improve program effectiveness
- NCTTP research project
- Discussion

ORR Data Points Webinar – July 11, 2019

Program Data Points



- Collection:
 - Described in FOA Section I. Program Description, DS SOT Performance Measures
 - Collect demographic, output, and outcome data for new and continuing clients
 - Use OMB approved form (Control #0970-0490)
 - Refer to PDP User Guide for definitions and instructions

ORR Data Points Webinar – July 11, 2019

Program Data Points



- Reporting:
 - Submit annual data with 2nd semi-annual PPR due Oct. 30th each year
 - Refer to ORR semi-annual report guidance for instructions
 - Use the Program Data Points form (MS Word or PDF)
 - Online database being developed

ORR Data Points Webinar – July 11, 2019

Program Data Points



- ORR Uses:
 - Analyze the data for trends in demographics, outputs, and outcomes
 - Report SOT program summaries and performance measures to Congress
 - Share summary data with grantees and collaborate on research projects

ORR Data Points Webinar – July 11, 2019




Joe Wantz, PhD
GDIT Monitoring and Evaluation Team
The Office of Refugee Resettlement



ORR Data Points Webinar – July 11, 2019

Using Aggregate and Individual Level Data for Program Monitoring and Evaluation

Joe Wantz, GDIT Monitoring and Evaluation Team,
Office of Refugee Resettlement



Administration for Children & Families
Office of Refugee Resettlement

Aggregate Level Data



- What is aggregate data?
 - Summaries of data
 - Data from multiple sources (states, grantees, regions)
 - Example: Client demographics at a national level

ORR Data Points Webinar – July 11, 2019

Individual Level Data



- What is individual-level data?
 - Unique data on particular people
 - Data usually comes from one primary source
 - Example: Individual survey data of SOT clients, including demographics and individual outcomes.

ORR Data Points Webinar – July 11, 2019


Using Data for Program Monitoring and Evaluation



- Aggregate data: Descriptive Analysis
 - Can be used to assess overall program health
 - National Trends on outcomes and indicators
- Individual Data: Predictive Analysis
 - Usually a sample of cases
 - Cross tabulation on desired variables (country of origin/mental health status)
 - Assess correlations between activities and outcomes

ORR Data Points Webinar – July 11, 2019

Program Evaluation



- Program evaluation relies on both types of data
- Monitoring generates individual level data, and has more flexibility in the type of data collected
- Compare national trends to individual level results

ORR Data Points Webinar – July 11, 2019



Joan Hodges-Wu, MA, MSW,
LGSW
Founder & Executive Director
The Asylum Seeker Assistance
Project



ORR Data Points Webinar – July 11, 2019



Michaela L. Zajicek-
Farber, MSW, LCSW-C, BCD, PhD
Associate Professor
National Catholic School of
Social Service
Catholic University of America



ORR Data Points Webinar – July 11, 2019



Measuring Client Progress & Reporting ORR Outcome Indicators

Hodges-Wu & Zajicek-Farber


ORR Data Points Webinar – July 11, 2019



Six Outcome Indicators

- ORR will now require SOT grantees to report on the following outcome indicators:
 - Legal (Immigration)
 - Housing
 - Physical Health
 - Mental Health
 - Access to Community Resources
 - Support system in the U.S.

ORR Data Points Webinar – July 11, 2019

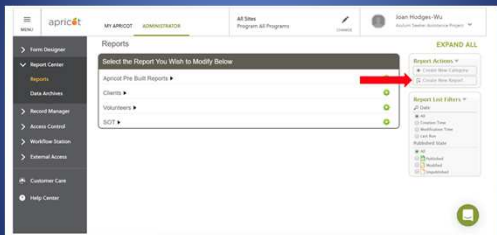


Background

- The six outcome indicators identified by ORR are *based* on domains selected by the Survivors of Torture – Psychosocial Wellbeing Index (SOT-PWI), a new assessment tool developed by Hodges-Wu & Zajicek-Farber (2016).
- The SOT-PWI (full version includes 24 domains) as a tool used for individual client level data collection is currently under study.
- The SOT-PWI:Short refers to a shortened version of the scale featuring only 6 domains.

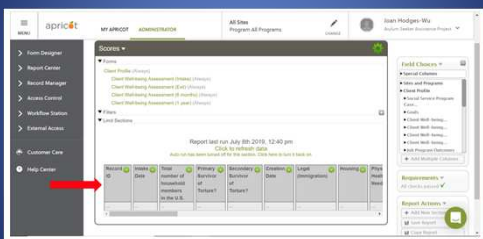
ORR Data Points Webinar – July 11, 2019

Create a New Report



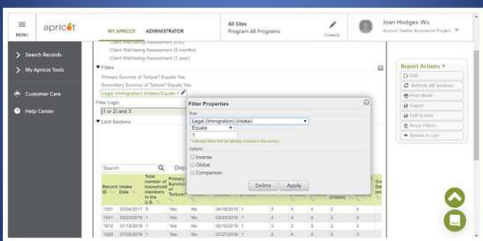
ORR Data Points Webinar – July 11, 2019

Report Set-up



ORR Data Points Webinar – July 11, 2019

Add Filters



ORR Data Points Webinar – July 11, 2019

Track Client Progress



N = 10 clients → In Crisis = 4, Vulnerable = 2, Stable = 4, Safe = 0

ORR Data Points Webinar – July 11, 2019

Reporting Outcome Indicators



OUTCOME INDICATORS

- Indicate how many clients included in this section have been receiving services by length of time:
 - 0-4 months
 - 5-12 months
 - 13-24 months
 - 25+ months
- Indicate the tool from which you have derived the client-level data you are reporting here in the aggregate:
 - SDT-PWIS
 - Our Program Tool
 - Case File Review
 - Other: Please specify
- Complete all of the boxes for each data point below to show aggregate changes in the level of need.

Data Point	Description	Level of Need	END			
			1 In Crisis	2 Vulnerable	3 Stable	4 Safe
20	Legal-immigration	1 In Crisis No: 10	4	2	4	0
		2 Vulnerable No:				
		3 Stable No:				
		4 Safe No:				

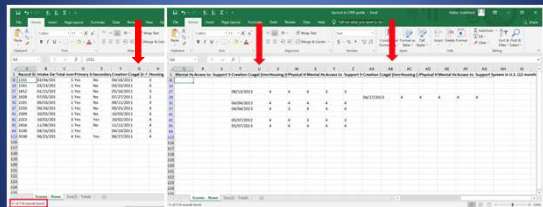
ORR Data Points Webinar – July 11, 2019

Low Tech Option



ORR Data Points Webinar – July 11, 2019

Low Tech Option



ORR Data Points Webinar – July 11, 2019

Reporting Outcome Indicators



OUTCOME INDICATORS*

- Indicate how many clients included in this section have been receiving services by length of time:
 - 0-4 months
 - 6-12 months
 - 12-24 months
- Indicate the tool from which you have derived the client-level data you are reporting here in the aggregator:
 - SOT-PWIS
 - Our Program Tool
 - Case File Review
 - Other: Please specify
- Complete all of the boxes for each data point below to show aggregate changes in the level of need.

Data Point	Description	Level of Need	END			
			1 In Crisis	2 Vulnerable	3 Stable	4 Safe
20	Legal-immigration	1 In Crisis No: 10	4	2	4	0
		2 Vulnerable S T A R T N o:				
		3 Stable N o:				
		4 Safe N o:				

ORR Data Points Webinar – July 11, 2019

Using the SOT-PWI Tool



- If you're interested in using the SOT-PWI OR the SOT-PWI:Short for client level data collection, an MOU partnership is required (free).
- For more information, please contact:
 - Michaela L. Zajicek-Farber, MSW, PhD
 - Associate Professor at the National Catholic School of Social Service, The Catholic University of America
 - farber@cua.edu


ORR Data Points Webinar – July 11, 2019




Jennifer Esala
Research Associate

The Center for Victims of
Torture
jesela@cvt.org

ORR Data Points Webinar – July 11, 2019



Using the PDP to
Evaluate & Improve
Program Effectiveness

Jennifer Esala
Research Associate
The Center for Victims of Torture

ORR Data Points Webinar – July 11, 2019



Data Collection & Use

- Data rigor and quality
- Use of data to support programming

ORR Data Points Webinar – July 11, 2019

Data Rigor and Quality



- Clarity about data use
- Protocols for data collection
- Ongoing training / support
- Data cleaning / checking

ORR Data Points Webinar – July 11, 2019


Data Use



- Reach
- Change
- Learning
- Funding
- Awareness raising
- Organizational

ORR Data Points Webinar – July 11, 2019

Getting the Most Out of the Data



- Be reasonable about data use
- Create a written plan for data use
- Build time into work plans / schedules
- Document the impact of data

ORR Data Points Webinar – July 11, 2019



S. Megan Berthold, PhD, LCSW
Associate Professor & Director of
Field Education
University of Connecticut School of
Social Work

megan.berthold@uconn.edu
w: (959) 200-3656

ORR Data Points Webinar – July 11, 2019



Crystal Riley, MA

Coordinator of Research &
Development, Intercultural Psychiatric
Program
Oregon Health & Science University

rileyc@ohsu.edu

ORR Data Points Webinar – July 11, 2019

NCTTP Member Centers' Research:
IRB, Data on 17,000 Survivors



- Institutional Review Board (IRB) Monitoring, Data Use Agreement, Monthly Calls
- Paper published by NCTTP Member Centers, Dec. 2015, in the Torture Journal on 9,025 survivors treated in NCTTP centers FY08 – FY13.
- NCTTP Member Centers' Research Project has collected data on approximately 17,000 torture survivors treated in NCTTP centers.
- Next article is in progress

ORR Data Points Webinar – July 11, 2019

NCTTP Member Centers' Research Project



- Since FY2010, the NCTTP Member Centers' Research Project has collected client level data for the same data points that the ORR SOT Program has collected in aggregate data.
- The Reasoning:
 - Client-level data can be used in more advanced statistical analyses, i.e., can go beyond descriptive statistics.

ORR Data Points Webinar – July 11, 2019

NCTTP has Added its own Variables



The NCTTP added variables each year on aspects of treatment and recovery outcomes:

1. Immigration Status at Intake & Current FY
2. Employment Status at Intake & Current FY
3. Housing Status at Intake & Current FY
4. Access to Basic Resources at Intake & Current FY
5. Community Involvement at Intake & Current FY
6. Psychiatric & Physical Diagnoses
7. Perception of own physical health

Will be adding more measures and data in the coming year(s).

ORR Data Points Webinar – July 11, 2019

ORR & NCTTP Plans



- The NCTTP Research Project plans to continue to incorporate the ORR's data variables for the coming fiscal year (in client level data + three aggregate data points).
- Ongoing variables which have been revised by the ORR will be revised in the NCTTP materials.

ORR Data Points Webinar – July 11, 2019

Exploring Outcomes: Challenges



The special challenge of outcome variables for any service or research project is to be able to accurately show changes over time in individual torture survivors, i.e., how many improved, how many did not improve, how many got worse.

ORR Data Points Webinar – July 11, 2019

Access to Interactions of Variables = Useful, Vital



- A key goal of outcome research is to be able to explain some of the reasons why changes did or did not occur:
 - Were the survivors who made progress male / female?
 - Did age seem to make a difference?
 - Did type of torture and/or country of torture make a difference?
- If we know some of the factors associated with why change happened or didn't happen, then this helps us improve programs & policy by initiating, discarding, or revising certain program components.


ORR Data Points Webinar – July 11, 2019

Please contact us with questions about the NCTTP Research Project



- The NCTTP Member Centers' Research Project is enthusiastic to work with all NCTTP members and the ORR in this Data Venture.
- We encourage ORR SOT Grantees that are not yet members of the NCTTP to consider membership.
- Please let us know how we can help.

ORR Data Points Webinar – July 11, 2019



Q & A

ORR Data Points Webinar – July 11, 2019



Thank you for attending this ORR SOT Program
Data Points Webinar.

A recording of this session and materials
discussed here are available at
www.HealTorture.org

ORR Data Points Webinar – July 11, 2019
